



SAMSUNG


MODEL WW90T634DLH



49 kWh /



9.0 kg



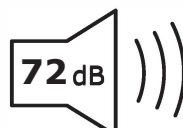
3:48



50 L



ABCDEFG



ABCD

2019/2014

DC68-04183B-00

Size: W 107 x H 208 mm

Material : ART

Release paper: Pale blue-green Glassine



ENERG



SAMSUNG

MODEL WW90T634DLH



49 kWh /



9,0 kg



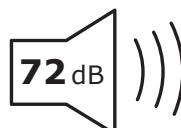
3:48



50 L



ABCDEFG



ABCD

2019/2014

Size: W 102 x H 198 mm

Material : ART

Release paper: Pale blue-green Glassine