




# ENERG



## Amica

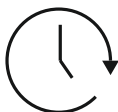
## WME610/2



**64** kWh / 



**6,0** kg



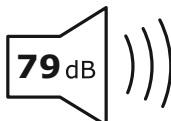
**3:18**



**43** L



ABC**C**DEFG



**79** dB  
ABC**C**D



# ENERG



## Amica

WME610/2



**64 kWh** /



**6,0 kg**



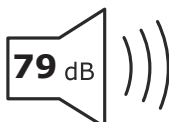
**3:18**



**43 L**



ABC**C**DEFG



ABC**C**D