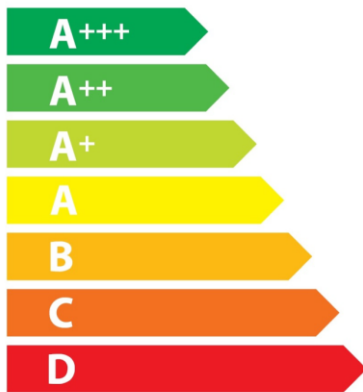





ENERGY




**BEL FARMHOUSE
100E LHS**




A



64 L



0.77 kWh/cycle



N/A kWh/cycle

65/2014




ENERGY




**BEL FARMHOUSE
100E RHS**




A



58 L



N/A kWh/cycle



0.67 kWh/cycle

65/2014