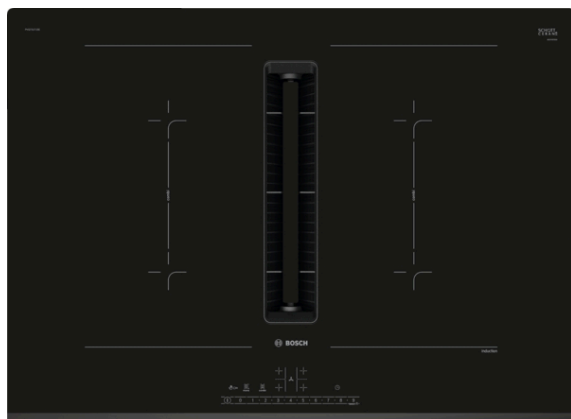


Series 6, Induction hob with integrated ventilation system, 70 cm, surface mount without frame PVQ731F15E



Included accessories

1 x Slider for unducted recirculation
1 x Clean Air Plus odor filter

Optional accessories

HEZ9SE030 Set of 2 pots and 1 pan, HEZ9VDKE1 Exhaust kit, HEZ9VDKR0 Recirculation kit 2 L-bow (70cm), HEZ9VDKR1 Recirculation kit S and L-bow (60cm), HEZ9VDSB1 90° flat duct bend horizontal, HEZ9VDSB2 90° flat duct L vertical, HEZ9VDSB3 90° flat duct M vertical, HEZ9VDSB4 90° flat duct S vertical, HEZ9VDSI0 Adapter round-flat, HEZ9VDSI1 90° Adapter round-flat, HEZ9VDSM1 Straight tube 500mm, HEZ9VDSM2 Straight tube 1000mm, HEZ9VDSS1 Connector sleeve (female), HEZ9VDSS2 Flex sleeve (female), HEZ9VEDU0 Acoustics Filter, HEZ9VRCR0 cleanAir recirculation replenishment fil, HEZ9VRPD1 Plinth Diffusor

The induction hob with integrated ventilation module: combines induction with ventilation technology for perfect results.

- **DirectSelect:** Direct, simple selection of the desired cooking zone, power and additional functions.
- **CombiZone:** combine two induction cooking zones to heat large cookware.
- **AutoOn function:** automatically draws steam away when your hob heats up.
- **Front-Bevel:** Elegant, appealing design with bevelled front.
- **MoveMode:** the automatic setting of cooking levels allows you to boil water on the front and simmer sauce on the rear cooking zone.

Technical Data

Product name/family : Cooking zone ceramic
Built-in / Free-standing : Built-in
Energy input : Electric
Min. required niche size for installation (HxWxD) : 223 x 560-560 x 490-490 mm
Width of the appliance : 710 mm
Dimensions : 223 x 710 x 522 mm
Dimensions of the packed product (HxWxD) : 430 x 940 x 660 mm
Net weight : 23.7 kg
Gross weight : 30.0 kg
Residual heat indicator : Separate
Location of control panel : Hob front
Basic surface material : Ceramic
Color of surface : Black
Length electrical supply cord : 110.0 cm
Sealed Burners : No
heating with booster : All
Power of 2nd heating element (kW) : 3.6 kW
Number of speed settings : 9-stage + 2 intensive
Maximum output air extraction : 500 m³/h
Boost position output recirculating : 595.0 m³/h
Maximum output recirculating air : 487 m³/h
Boost position air extraction : 622 m³/h
Noise level : 69 dB(A) re 1 pW
Odour filter : No
Operating Mode : Convertible
Voltage : 220-240/380-415 V
Frequency : 50-60 Hz
Colour of appliance : Black
Length electrical supply cord : 110.0 cm
Min. required niche size for installation (HxWxD) : 223 x 560-560 x 490-490 mm
Dimensions : 223 x 710 x 522 mm
Dimensions of the packed product (HxWxD) : 430 x 940 x 660 mm
Net weight : 23.7 kg
Gross weight : 30.0 kg
Included accessories : 1 x Slider for unducted recirculation, 1 x Clean Air Plus odor filter
Delay Shut off modes : 30R_12E min



Series 6, Induction hob with integrated ventilation system, 70 cm, surface mount without frame PVQ731F15E

The induction hob with integrated ventilation module: combines induction with ventilation technology for perfect results.

- 70 cm: space for 4 pots or pans.

Flexibility of cooking zones

- 2 Combi zones
: use bigger cookware by connecting two classic cooking zones into one large zone.
- Cooking zone front left: 190 mm, 210 mm, 2.2 KW (max. power 3.7 KW)
- Cooking zone rear left: 190 mm, 210 mm, 2.2 KW (max. power 3.7 KW)
- Cooking zone rear right: 190 mm, 210 mm, 2.2 KW (max. power 3.7 KW)
- Cooking zone front right: 190 mm, 210 mm, 2.2 KW (max. power 3.7 KW)

Usage convenience

- DirectSelect: directly control the power with the imprinted touch bar.
- Variable 17-stage power settings for each zone: precisely adapt the heat with 17 power levels (9 main levels and 8 intermediate levels).
- Timer for all zones
: switches off the cooking zone at the end of the time set (e.g. for boiled eggs).
- Timer - shows how long the cooktop is in use
: an alarm sounds at the end of the time set (e.g. for pasta).

Time saving & efficiency

- PowerBoost function for all zones
: boil water faster thanks to 50% more energy than at the highest standard level.
- MoveMode (2 levels): increase or decrease the power level simply by moving the pot forwards or backwards.
- QuickStart function: when switching on, the hob automatically selects the cooking zone with cookware (when placed on a zone whilst the hob is off).
- ReStart function: in case of unintentional switch-off, this feature restores all previous settings by switching on the hob again within 4 seconds

Design

- Front facette design

Safety

- 2 stage residual heat indicator for each zone: indicates which cooking zones are still hot or warm.
- Control panel lock: prevent unintended activation of the hob.
- Freeze function: wipe overboiled liquids without unintentionally changing settings (blocking all touch buttons for 30 seconds).
- Main on/off switch: switch off all cooking zones at the touch of a button.
- Safety cut-out switch-off: for safety reasons, heating stops after a preset time if not used (possible to customise).
- Energy consumption display: shows the electricity consumption of the last cooking process.

Installation

- Dimensions of the product (HxWxD mm): 223 x 710 x 522
- Required niche size for installation (HxWxD mm) : 223 x 560 x (490 - 490)
- Min. worktop thickness: 16 mm
- Connected load: 7.4 KW
- Power management options for 16A, 13A or 10A connection: limit the maximum power if needed (depends on fuse protection of electric installation).
- Power cord: 1.1 m, Cable included
- Suitable for installation into a 60 cm base cabinet
- Suitable for ducted or recirculated extraction installations in 4 different options (unducted, partly and fully ducted recirculation or ducted extraction). Installation accessories for unducted recirculation, among these four cleanAir odor filters and a telescopic slider element, are included in the cooktop. The included accessories allow easy and quick installations and can be planned in all worktop depths ≥ 60 cm. For other types of installation, one of the following accessory kits is recommended:
- HEZ9VDKR1 for partly-ducted recirculation in worktops of ≥ 60 cm depth with max. worktop height of 960 mm.
- HEZ9VDKR0 for partly-ducted recirculation in worktops of ≥ 70 cm depth with max. worktop height of 960 mm.
- HEZ9VDKE1 as starter kit for ducted extraction in worktops of ≥ 60 cm depth.
- To complete the fully ducted extraction or to do any other individual recirculation planning different ducting accessories are available.

Integrated ventilation downdraft system

- Induction cooktop with fully integrated high-performance downdraft extractor.
- Suitable for ducted or recirculated extraction configuration (incl. differentiated software modes). Installation accessories for unducted recirculation, among these four cleanAir odor filters and a telescopic slider element, are included in the

cooktop. Accessories for other installation options are available, details in the planning notes.

- Aesthetically integrated fully flush air intake design with floating, heat resistant glass ceramics element for free movement and placement of cookware.
- Ventilation system with 9 electronically controlled fan power levels and 2 Boost-/Intensive fan power levels (with automatic revert) via DirectSelect user interface:
- - Automatic switch-on of ventilation system when a cooking zone is used.
- - Automatic delayed shut-off after cooking to erase residual odours after cooking (in specific ultra low-noise fan level, 12min in ducted extraction, 30min in recirculated extraction, can be shut-off manually).
- - Fully manual control possible via DirectSelect.
- High-performance, low-noise motor with energy-efficient BLDC-technology. High extraction rates at very low noises with pleasant noise frequencies through psycho-acoustically and aerodynamically optimised interior with enclosed, hidden motor. Highly pressure-drop resistant even with longer and more complex ducting systems.
- Easy-to-detach and easy-to-clean grease filter and liquid collector unit:
- - Convenient one-hand removal of unit via floating glass ceramics handle.
- - Integrated, large-scale, high performance stainless-steel grease filters with 12 filtration layers and one black top layer for enhanced aesthetical integration. Grease filtration efficiency of 94 %.
- - All parts of the unit are easy-to-clean, fully dishwasher safe and heat resistant.
- - (Upper) Liquid collector unit with 200ml of capacity for standard accidental spillages or cooking condensate.
- - Powerful drainage system for spillages that exceed 200ml of liquids.
- - Liquid safety collector with additional capacity of 700ml for more severe accidental situations. Dishwasher safe. Easily accessible and detachable from below.
- - Overall capturing capacity of 900ml (200ml + 700ml).
- - Watertight motor system.
- Ventilation system performance:
- - Extraction performance in ducted extraction (according to EN 61591): min. normal setting 154 m³/h , max. normal setting 500 m³/h , max. Boost-/Intensive setting 622 m³/h .
- - Extraction performance in recirculated extraction (according to EN 61591): min. normal setting 117 m³/h , max. normal setting 487 m³/h , max. Boost-/Intensive setting 595 m³/h.
- - Noise level in ducted extraction (Sound power level according to EN 60704-3): min. normal setting 42 dB re 1 pW, max. normal setting 69 dB re 1 pW, max. Boost-/Intensive setting 74 dB re 1 pW.
- - Noise level in recirculated extraction (Sound power level according to EN 60704-3.): min. normal setting 41 dB re

1 pW, max. normal setting 68 dB re 1 pW, max. Boost-/Intensive setting 72 dB re 1 pW.

- - Grease filter efficiency (according to EN 61591) 94 %.
- Consumption data and energy efficiency (according to Regulation (EU) No 65/2014):
- - Energy Efficiency Class: B (at a range of energy efficiency classes from A+++ to D).
- - Fluid Dynamic Efficiency: A .
- - Average energy consumption: 57 .
- - Grease filtration efficiency class: B .
- - Noise min. normal setting & max. normal setting: 42 dB & 69 dB .
- 2 x 2 sets of directly integrated, high-performance cleanAir odour filters (in recirculation configuration).
- Optimised odour reduction performance for cooking applications with complex odour molecules (e.g. fish). - Large scale filter surface with high odour reduction capabilities. - Lifetime of 360 hours of cooking (non-regenerative). - Low-noise filters with optimised psycho-acoustics. - Easy-to-access and easy-to-remove from above. - Replenishment cleanAir filter set HEZ9VRCR0. For ducted extraction configuration: 2 x 2 sets of directly integrated, high-performance low-noise acoustic filters for significantly lower noise and improved psycho-acoustics.
- Optimised odour reduction performance for cooking applications with complex odour molecules (e.g. fish).
- Large scale filter surface with high odour reduction capabilities.
- Lifetime of 360 hours of cooking (non-regenerative).
- Low-noise filters with optimised psycho-acoustics.
- Easy-to-access and easy-to-remove from above.
- Replenishment cleanAir filter set HEZ9VRCR0.
- For ducted extraction configuration: 2 x 2 sets of directly integrated, high-performance low-noise acoustic filters for significantly lower noise and improved psycho-acoustics.

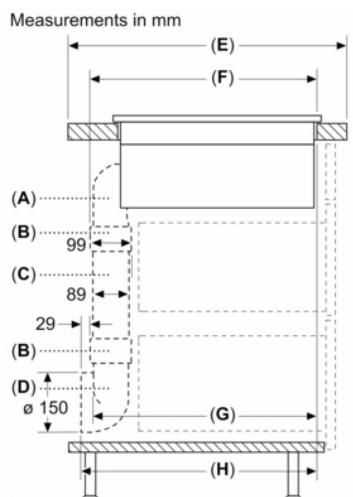
Planning & installation notes

- Planning suggestions:
- - Installation is possible in island as well as wall oriented configurations.
- The product and its accessories comply with the Needle Flame Test (according to IEC 60695-11-5) and the V2 flammability class (according to UL94).
- - The max. immersion depth is 223 mm below worktop surface.
- - The appliance must be freely accessible from below (i.e. for accessing the lower liquid safety collector).
- - No false floor is necessary below the cooktop with integrated downdraft ventilation system. The drawers and/or shelves in the floor unit must be removable. The backpanel of the floor unit can be kept - only a cut-out for the air outlet is needed (position and size can be taken from the installation instructions).
- - The "Plug 'n Play" starter kit HEZ9VRUD0 for unducted recirculation requires a vertical aperture of min. 25mm

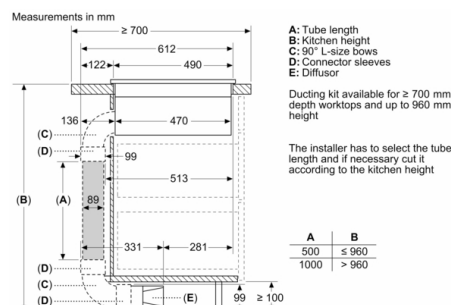
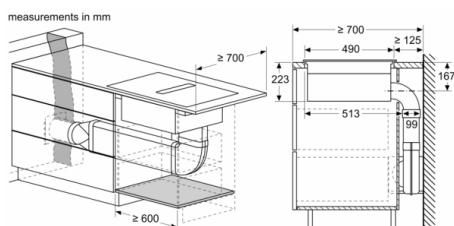
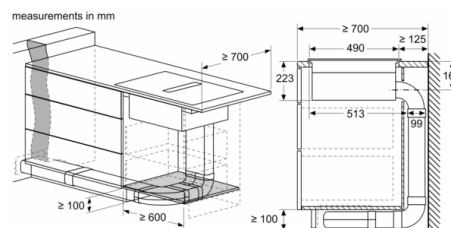
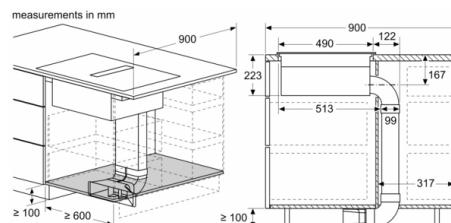
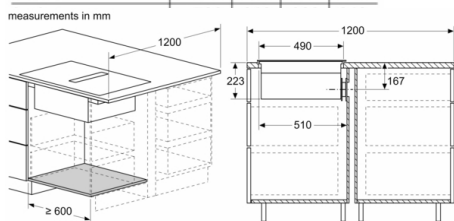
behind the backpanel of the furniture. Suggested for ideal performance are 50mm.

- - The minimum worktop thickness is 16mm for top mounted and flush installed appliances with the standard installation system. Installation in even thinner worktops is also possible with the spare part: content 626792.
- - The overall appliance weight is 26kg - the bearing capacity and stability, in the case of very thin worktops in particular, must be supported using suitable substructures. The overall appliance weight and the worktop manufacturer's structural integrity specifications are to be taken into account.
- - For partly ducted and unducted recirculation extraction installations, a return-flow aperture of $\geq 400\text{cm}^2$ is to be respected in the plinth area. The aperture can be realized via outlet grids, lamella grids or subtly shortened plinths depending on the assortment of the kitchen furniture manufacturer.
- - The air outlet on the backside of the appliance can directly be accessed with a male flat duct element (DN 150).
- - The pressuredrop resistant blower allows longer and more complex ductings up to 8m with three 90° elbows while keeping sufficient performance.
- - When installing a ventilation hood with ducted extraction and a chimney-vented fireplace, the power supply line of the appliance needs a suitable safety switch. This is not required for configurations in recirculated extraction.
- - In ducted extraction configuration a one-way flap (or backflow trap) with a maximum opening pressure of 65Pa should be installed.

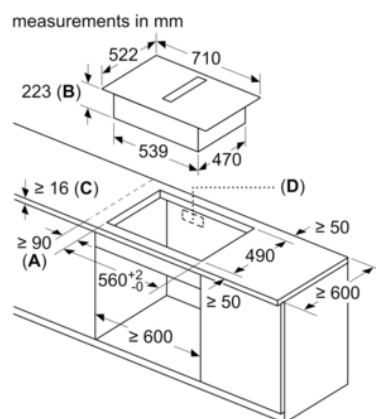
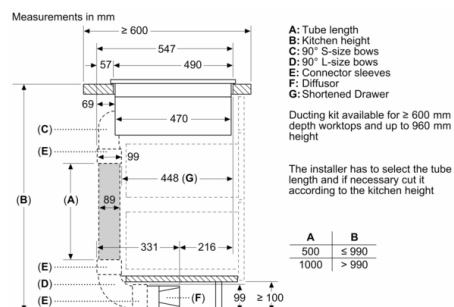
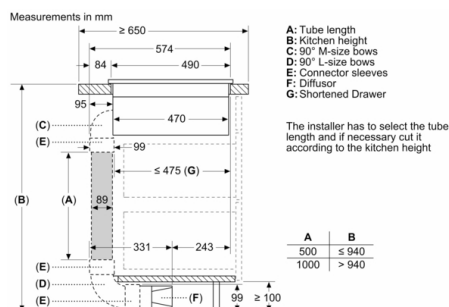
Series 6, Induction hob with integrated ventilation system, 70 cm, surface mount without frame PVQ731F15E



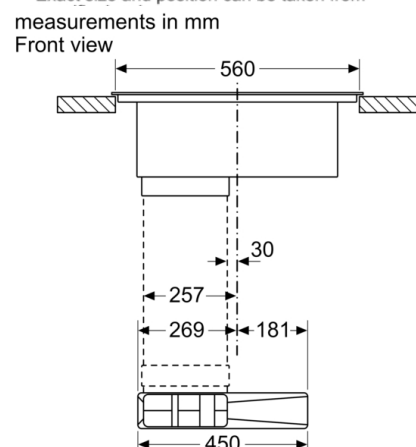
A	E	F	G	H
S-size	≥ 600	547	545	579
M-size	≥ 650	574	569	603



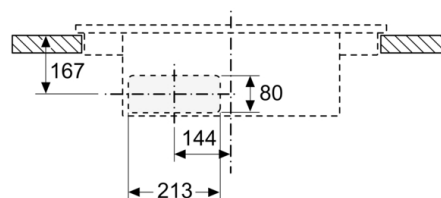
Series 6, Induction hob with integrated ventilation system, 70 cm, surface mount without frame PVQ731F15E



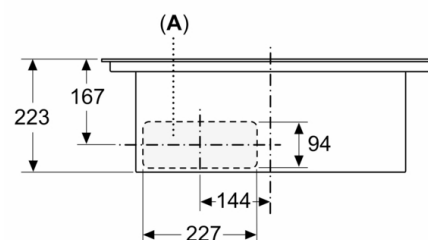
- A: Minimum distance from the hob cut-out to the wall
B: Recessing depth
C: The worktop into which the hob is installed must withstand loads of approx. 60kg; suitable substructures must be used if required.
D: Cut-out in back panel required for pipework. Exact size and position can be taken from



measurements in mm
Front view – unit cut-out for unducted recirculation



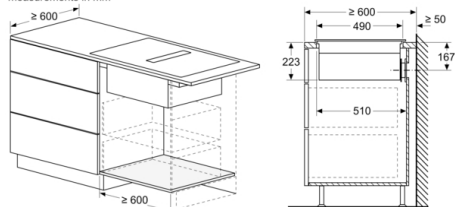
measurements in mm
Front view



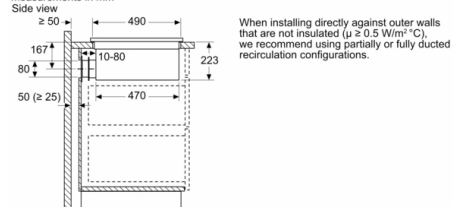
A: Connected directly at the rear

Series 6, Induction hob with integrated ventilation system, 70 cm, surface mount without frame PVQ731F15E

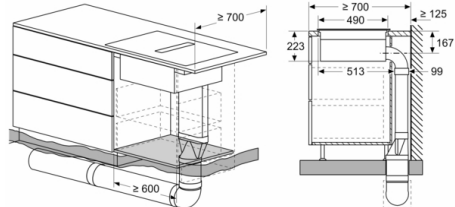
measurements in mm



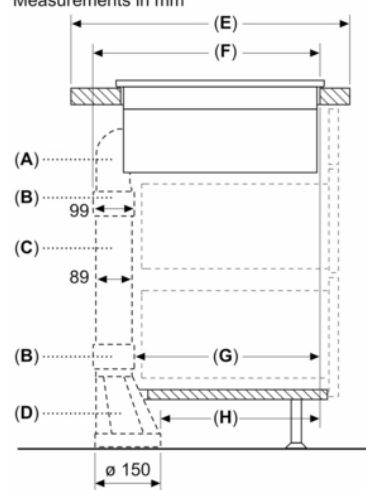
measurements in mm



measurements in mm



Measurements in mm



A	E	F	G	H
S-size	≥ 600	547	451	389
M-size	≥ 650	574	475	413
L-size	≥ 700	612	515	453

A: 90° Bow
B: Connector sleeves
C: Straight tube
D: Straight adapter round flat