




ENERG



Candy

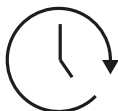
CSO 686TWM6-80



43 kWh /



8.0 kg



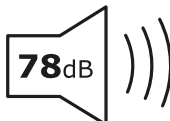
3:38



44 L



ABC**D**EFHG



ABC**D**




ENERG



Candy

CSO 686TWM6-80



43 kWh /



8,0 kg



3:38



44 L



ABC**B**CDEFG



78 dB

ABC**C**D