




ENERG



Candy

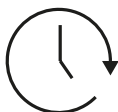
CSO 696TWM6-80




45 kWh /



9.0 kg



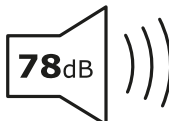
3:48



46 L



A **B** C D E F G



A B **C** D




ENERG



Candy

CSO 696TWM6-80



45 kWh



9,0 kg



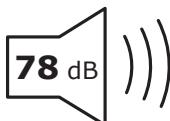
3:48



46 L



ABC**B**CDEFG



78 dB

ABC**C**D