

N 90, INDUCTION HOB, 90 CM, FLEX DESIGN T69YYX4C0



Optional accessories

Z9301CO10 Connecting strip, Z9301CPAY0 Flex Design conn. trim hob+hob A.Grey, Z9301CPBY0 Flex Design conn. trim hob+hob B.Bronze, Z9301CPDY0 Flex Design conn. trim hob+hob D.Black, Z9301CPMY0 Flex Design conn. trim hob+hob M.Silver, Z9302GLAY0 Flex Design seaml. glassdr+hob A.Grey, Z9302GLBY0 Flex Design seaml. glassdr+hob B.Bronze, Z9302GLDY0 Flex Design seaml. glassdr+hob D.Black, Z9302GLMY0 Flex Design seaml. glassdr+hob M.Silver, Z9401FF0 Flex Pan, large, Z9401TY0 Teppan Yaki, Z9403FF0 Flex Pan set, 3 pcs., Z9404FF0 Flex Pan set, 4 pcs., Z9404SE0 4 pieces Set, Z9406SE0 6 pieces Set, Z9410ES0 Espresso maker 4 cups, Z9410X1 Stainless Steel roaster with glas lid, Z9415X1 Steaming Rack for Stainless Steel roaste, Z9416X2 Griddle Plate, Z9417X2 Teppan Yaki (large), Z9428FE0 Iron pan Ø 18 / 28 cm, Z943SE0 Set of 2 pots and 1 pan, Z9451X0 System pan diameter 15 cm, Z9453X0 System pan diameter 21cm, Z9801TWAY0 Twist Pad Flex, Anthracite Grey, Z9801TWBY0 Twist Pad Flex, Brushed Bronze, Z9801TWDY0 Twist Pad Flex, Deep Black, Z9801TWMY0 Twist Pad Flex, Metallic Silver, Z9802PFAY0 Flex Design trims hob Anthracite Grey, Z9802PFBY0 Flex Design trims hob, Brushed Bronze, Z9802PFDY0 Flex Design trims hob Deep Black, Z9802PFMY0 Flex Design trims hob Metallic Silver

Installation Accessories

Z9301CO10 Connecting strip, Z9301CPAY0 Flex Design conn. trim hob+hob A.Grey, Z9301CPBY0 Flex Design conn. trim hob+hob B.Bronze, Z9301CPDY0 Flex Design conn. trim hob+hob D.Black, Z9301CPMY0 Flex Design conn. trim hob+hob M.Silver, Z9302GLAY0 Flex Design seaml. glassdr+hob A.Grey, Z9302GLBY0 Flex Design seaml. glassdr+hob B.Bronze, Z9302GLDY0 Flex Design seaml. glassdr+hob D.Black, Z9302GLMY0 Flex Design seaml. glassdr+hob M.Silver, Z9801TWAY0 Twist Pad Flex, Anthracite Grey, Z9801TWBY0 Twist Pad Flex, Brushed Bronze, Z9801TWDY0 Twist Pad Flex, Deep Black, Z9801TWMY0 Twist Pad Flex, Metallic Silver, Z9802PFAY0 Flex Design trims hob Anthracite Grey, Z9802PFBY0 Flex Design trims hob, Brushed Bronze, Z9802PFDY0 Flex Design trims hob Deep Black, Z9802PFMY0 Flex Design trims hob Metallic Silver

Standalone Flex Induction hob with Twist Pad® Flex control and Flex Design.

- ✓ Flex Induction – Your hob detects and heats your individual cookware.
- ✓ Hob-based Hood Control – convenient operation of the hood via your hob.
- ✓ Power Boost – An extra surge of heat when you need fast results.
- ✓ Induction – the heat is generated directly in the cookware for precise cooking that stops when power is off.

Features

Technical Data

Product name/family: Cooking zone ceramic
Construction type: Built-in
Energy input: Electric
Number of cooking zones: 5
Min. required niche size for installation (HxWxD): .. 51 x 880-880 x 490-500 mm
Width of the appliance: 934 mm
Dimensions: 51 x 934 x 527 mm
Dimensions of the packed product (HxWxD): 130 x 1070 x 610 mm
Net weight: 18.2 kg
Gross weight: 22.0 kg
Residual heat indicator: Separate
Location of control panel: Front
Basic surface material: Ceramic
Color of surface: Black
Color of frame: Choose from Brushed Bronze, Anthracite Grey, Deep Black or Metallic Silver
Length of electrical supply cord: 110.0 cm
EAN code: 4242004269939
Voltage: 220-240 V
Frequency: 50; 60 Hz



4 242004 269939

N 90, INDUCTION HOB, 90 CM, FLEX DESIGN T69YYX4C0

Features

- 90 cm: space for 5 pots or pans.

Flexibility of cooking zones

- 3 Flex Induction zones: use cookware of any shape or size anywhere within the 40cm long zone.
- Cooking zone front left: 200 mm, 230 mm, 2.2 KW (max. power 3.7 KW)
- Cooking zone rear left: 200 mm, 230 mm, 2.2 KW (max. power 3.7 KW)
- Cooking zone middle: 230 mm, 300 mm, 2.6 KW (max. power 3.7 KW)
- Cooking zone rear right: 200 mm, 230 mm, 2.2 KW (max power 3.7 KW)
- Cooking zone front right: 200 mm, 230 mm, 2.2 KW (max. power 3.7 KW)

Usage convenience

- Twistpad collection: directly control the power with the removable magnetic knob. Twistpad collection: directly control the power with the removable magnetic knob. Twistpad collection: directly control the power with the removable magnetic knob. Twistpad collection: directly control the power with the removable magnetic knob.
- Light Dialog with two coloured display (white/red): see directly, which cooking zone is heating and which function is in use on the two-coloured display.
- yes: directly access favourite functions with a configurable button (available with connected Home Connect account).
- Variable 17-stage power settings for each zone: precisely adapt the heat with 17 power levels (9 main levels and 8 intermediate levels).
- Switch-off timer: switches off the cooking zone at the end of the time set (e.g. for boiled eggs).
- alternative: an alarm sounds at the end of the time set (e.g. for pasta).
- Sound volume adaptable to personal preference and needs.

Time saving & efficiency

- Power Boost function for all zones
- : boil water faster thanks to 50% more energy than at the highest standard level.
- Cooking zones will be automatically joined or separated based on the shape and size of the cookware placed.
- PowerTransfer: when moving a pot to a different cooking zone, this feature transfers all previous settings to the new zone at the touch of a button.
- yes: when switched on, the hob automatically selects the cooking zone on which a new cookware is placed. yes: when switched on, the hob automatically selects the cooking zone on which a new cookware is placed.
- when moving a pot, the settings adjust instantly and the cooking zone adapts to the size of the cookware
- QuickStart function: when switching on, the hob automatically selects the cooking zone with cookware (when placed on a zone whilst the hob is off).
- ReStart function: in case of unintentional switch-off, this feature restores all previous settings by switching on the hob again within 4 seconds.

Cooking assistance

- 11 frying levels: prevents overcooking with the automatic temperature regulation of the integrated sensor.
- Dish assistant: easily find the right temperature setting for a certain dish via the home connect app.

Connectivity

- Home Connect with Remote Monitoring: check if the hob is switched off even when not at home, and find recipes or additional functions in the Home Connect app.
- Hob Hood Control - hood control (with Wi-Fi enabled hood): automatically activates the hood when cooking, thanks to the WiFi connection of hob and suitable hood.
- yes, after software update: hood automatically adapts fan speed thanks to hob continuously providing cooking data (with matching hood and connected Home Connect account).
- via MyButton: open up the smart universe from your cooktop (partner service required). via MyButton: open up the smart universe from your cooktop (partner service required).
- Updateable appliance (available with connected Home Connect account): keep appliance always up to date with latest status of software. Updateable appliance (available with connected Home Connect account): keep appliance always up to date with latest status of software.

Design

- Neff Collection exclusive zone printing: minimalistic design thanks to dark colour of zone printing. Neff Collection exclusive zone printing: minimalistic design thanks to dark colour of zone printing.

Safety

- 2 stage residual heat indicators: indicates which cooking zones are still hot or warm.
- Control panel lock: prevent unintended activation of the hob.
- pause function: pause the heating process, e.g to answer the door.
- Main switch: switch off all cooking zones at the touch of a button.
- Safety cut out facility: for safety reasons, heating stops after a preset time if not used (possible to customise).

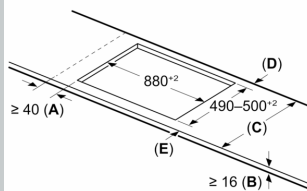
Installation

- Dimensions of the product (HxWxD mm): 51 x 934 x 527
- Required niche size for installation (HxWxD mm) : 51 x 880 x (490 - 500)
- Min. worktop thickness: 16 mm
- Connected load: 11.1 KW
- 4.6kW power output (20A); current management options for 16A, 13A or 10A connection: limit the maximum power if needed (depends on fuse protection of electric installation).

N 90, INDUCTION HOB, 90 CM, FLEX DESIGN T69YYX4C0

Dimensioned drawings

Measurements in mm



A: Min. distance from the hob cut-out to the wall

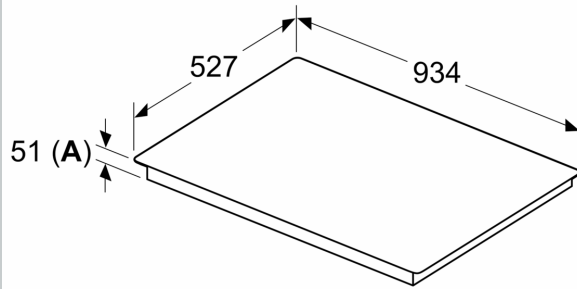
B: The clearance between the surface of the worktop and the top of the front of the oven must be 30 mm

See space requirements for the oven

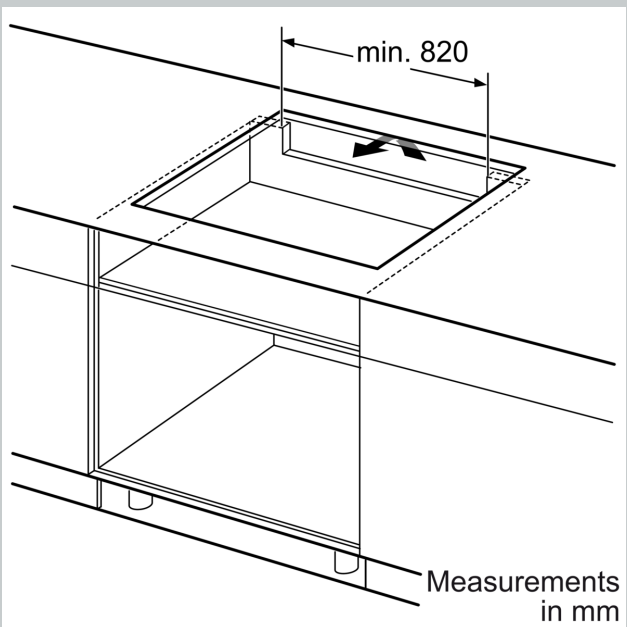
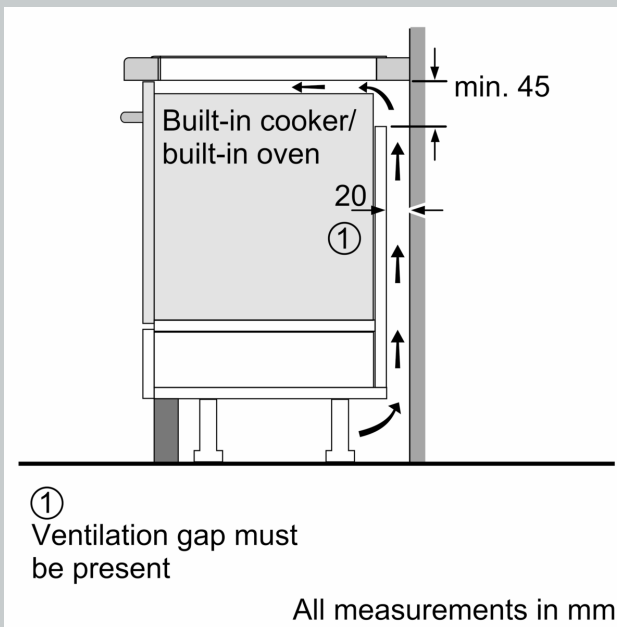
The worktop into which the hob is installed must withstand loads of approx. 60 kg; suitable substructures must be used if required

C	D	E
585-600	50	≥ 35
> 600	≥ 50	≥ 50

Measurements in mm



A: Recessed depth



Dimensioned drawings

