




ENERG

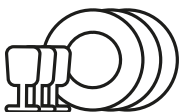


Schonhaus

DWSF0115FSBW



65 kWh /  100



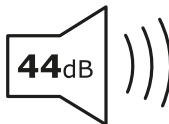
15 x



9.5 L



4:40



44dB

A**B**CD



ENERG

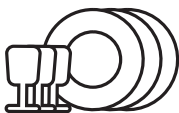


Schonhaus

DWSF0115FSBW



65 kWh /



15 x



9,5 L



4:40



44 dB

ABCD