





# ENERG



Schonhaus

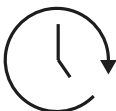
WMSF011014AW



**41** kWh / 



**10** kg



**3:59**



**30** L



A**B**CDEFG



**A**BCD

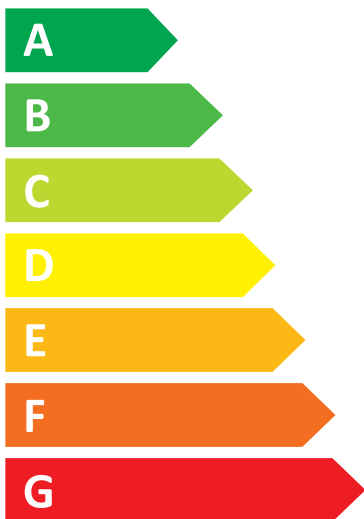


# ENERG



Schonhaus

WMSF011014AW



**41 kWh** /



**10,0 kg**



**3:59**



**30 L**



**A**BCDEFG



**A**BCD