





ENERG



Schonhaus

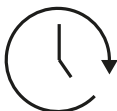
WMSF01814AW



45 kWh /  100



8 kg



3:38



43 L



A**B**CDEFG



A**B**CD

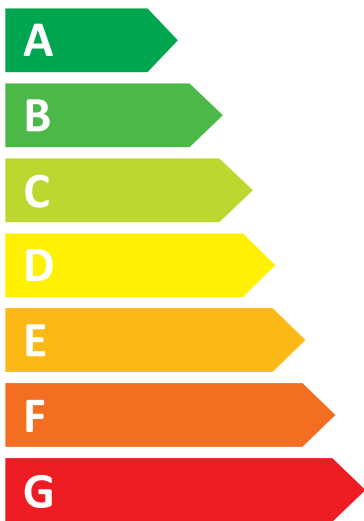


ENERG



Schonhaus

WMSF01814AW



45 kWh /



8,0 kg



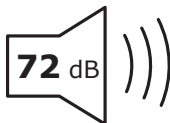
3:38



43 L



ABCDEFG



ABCD