


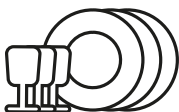


Sensis

DWI0113FSDW



94 kWh /  100



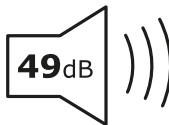
13 x



12.0 L



3:25



AB**C**D



ENERG



Sensis

DWI0113FSDW



94 kWh /



13 x



12,0 L



3:25



49 dB

ABC**D**