




ENERG



Sensis

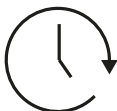
WDF018514AW



47 kWh /  100



8 kg



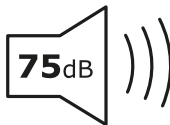
3:38



48 L



A**B**CDEFG



A**B**CD




ENERG



Sensis

WMF01814AW



47 kWh



8,0 kg



3:38



48 L



ABCDEF**G**



ABC**D**