




# ENERG



Sensis

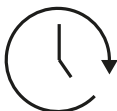
WMF01914AW



**49** kWh /  100



**9** kg



**3:48**



**50** L



A**B**CDEFG



A**B**CD

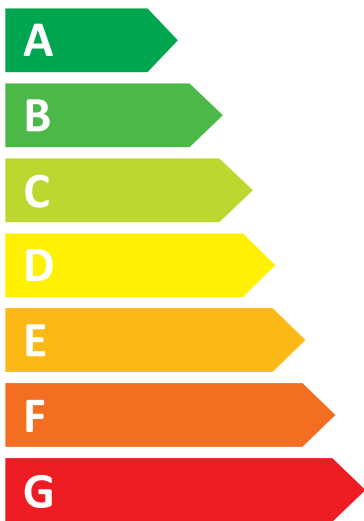


# ENERG



Sensis

WMF01914AW



**49** kWh



**9,0** kg



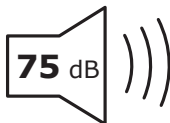
**3:48**



**50** L



ABCDEF**G**



ABC**D**