

IMPORTANT SAFETY INSTRUCTIONS

When using electrical appliances, especially when children are present, basic safety precautions should always be followed, including the following:

FOR HOUSEHOLD USE ONLY

READ ALL INSTRUCTIONS BEFORE USING—SAVE THESE INSTRUCTIONS

Do not use this appliance near bathtubs, showers, basins or other vessels containing water.

⚠WARNING

—To reduce the risk of death by electric shock:

1. Always unplug the unit immediately after using.
2. Do not use while bathing.
3. Do not place or store appliance where it can fall or be pulled into a bath or sink.
4. Do not place in or drop into water or other liquid.
5. If an appliance falls into water, unplug immediately before removing the unit. Do not reach into the water.

⚠WARNING

—To reduce the risk of burns, electrocution, fire or injury to persons:

6. An appliance should never be left unattended when plugged in. When the appliance is used in a bathroom, unplug it after use since the proximity of water presents a hazard even when the appliance is switched off.
7. If the supply cord is damaged, it must be replaced by the manufacturer, its service agent or similarly qualified persons in order to avoid a hazard.
8. This appliance is not intended for use by persons (including children) with reduced physical, sensory or mental capabilities, or lack of experience and knowledge, unless they have been given supervision or instruction concerning use of the appliance by a person responsible for their safety.
9. Children should be supervised to ensure that they do not play with the appliance.
10. Use this appliance only for its intended use as described in this manual.
11. Only the use of original Shark attachments for this product are allowed for the safe use of the product.

12. Never operate this appliance if it has a damaged cord or plug, if it is not working properly or if it has been dropped, damaged or dropped into water. Contact Shark customer service for examination and repair.
13. Keep the cord away from heated surfaces. Do not wrap the cord around the appliance.
14. Never block the air openings of the appliance or place it on a soft surface, such as a bed or sofa, where the air openings may be blocked. Keep the air openings free of lint, hair and the like.
15. Never use on someone who is sleeping.
16. Never drop or insert any object into any opening.
17. Do not use outdoors or operate where aerosol (spray) products are being used or where oxygen is being administered.
18. Do not use an extension cord with this appliance.
19. Do not direct hot air toward eyes or other heat-sensitive areas.
20. Attachments may be hot during use. Allow them to cool before handling.
21. Do not place appliance on any surface while it is operating.
22. While using the appliance, keep your hair away from the air inlets.
23. Do not operate with a voltage converter.
24. Do not use this appliance on hair extensions or wigs unless recommended by the hair extension or wig manufacturer.
25. If hair styling product is being used in conjunction with this appliance please read and follow all of the hair styling product safety warnings and instructions before use.

SAVE THESE INSTRUCTIONS

TECHNICAL SPECIFICATIONS

Voltage: 220-240V 50-60Hz | Power: 1700W

© 2025 Shark Ninja Operating LLC. SHARK and SPEEDSTYLE are a registered trademarks in the United Kingdom of SharkNinja Operating LLC.



Do not use this appliance near bathtubs, showers, basins or other vessels containing water.

OPERATING INSTRUCTIONS

1. Slide the power button to turn the dryer on and off.
2. Press the airflow button to choose a low, medium, or high airflow.
3. Press the temperature button to choose no heat, or low, medium, or high temperature. Press and hold temperature button for 2 seconds to activate Scalp Shield Mode.
4. Press and hold the Cool Shot button for a cool burst of air to set your style.
5. To attach any accessories included with your model, press them into the nozzle outlet. You will know they are properly attached when they click in place.
6. To remove an accessory, slide the lock down and lift the accessory off the nozzle by holding onto the touchpoints identified in your Styling Guide.
7. To remove the filter cover, twist it off the back of the unit counterclockwise. To attach the filter cover, twist it back onto the back of the unit clockwise.
8. Rating label location.

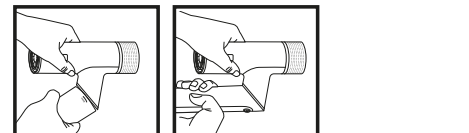
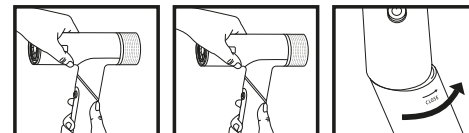
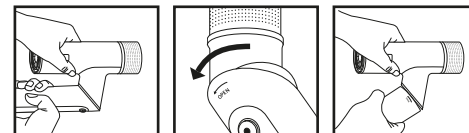
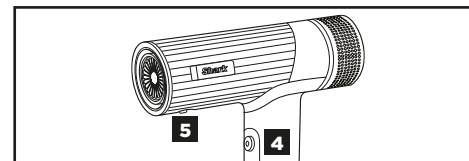
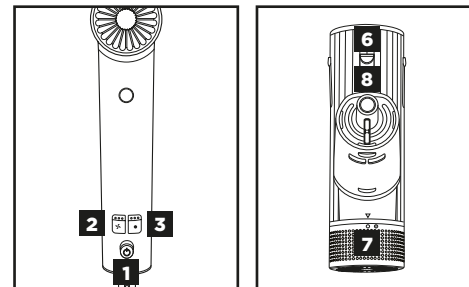
How to open and close dryer:

- To open, hold the handle with one hand and use your other hand to twist the nozzle in the direction of the OPEN arrow.
- To close, hold the handle with one hand and use your other hand to twist the nozzle in the direction of the CLOSE arrow.

For further operating instructions, please consult the Styling Guide.

Storage, Cord Safety, and Maintenance/Cleaning:

- Ensure the cord is not knotted, twisted, or wrapped around any nearby objects when in use.
- Store the unit in a dry location away from water and other heat sources. Store brush accessories so the bristles are not touching any surfaces to help prevent bristle damage
- Clean the filter on the back of the unit monthly. To clean the filter, first twist the filter cover counterclockwise off the back of the unit, then use a new toothbrush to brush off any dust or debris on the filter. Once the filter is clean, twist the filter and filter cover clockwise back onto the back of the unit.
- Remove any hair on the brush accessories after every use to help maintain performance.



THE SHARK GUARANTEE

When a consumer buys a product in the UK, they get the benefit of legal rights relating to the quality of the product (your “legal rights”). You can enforce your legal rights against your retailer, including Shark if you bought your Shark appliance from sharkclean.co.uk. However, at Shark we are so confident about the quality of our products that we give the owner an additional, free parts and labour manufacturer’s guarantee of up to 2 years.

A household appliance like a Shark haircare appliance constitutes a sizeable investment. Your new machine needs to work properly for as long as possible. The guarantee it comes with is an important consideration - and reflects how much confidence the manufacturer has in its product and manufacturing quality.

The manufacturer’s guarantee does not affect your legal rights.

How long are new Shark machines guaranteed for?

Our manufacturer’s guarantee lasts for one year from the date of purchase as standard, or for two years if you register your purchase with us within 28 days. There is information on how to register below.

How do I register my Shark guarantee?

If you have purchased your Shark appliance directly from sharkclean.co.uk your guarantee is registered automatically. If you bought it from anywhere else, you can register your guarantee online within 28 days of purchase.

- To register online, please visit www.sharkclean.co.uk/register-guarantee or scan

the QR code in your instruction manual.

- Keep a note of the date you purchased the machine.

IMPORTANT:

- **Keep your receipt** if you bought your Shark haircare appliance from anywhere except sharkclean.co.uk. You will need it to claim under your guarantee.
- The free Shark guarantee only applies to Shark owners living permanently in the UK.

What are the benefits of registering my free Shark guarantee?

When you register your guarantee, you will get an extra year of cover. We’ll also have your details to hand if we ever need to get in touch. If you further agree to receive communications from us, you can also receive tips and advice on how to get the best out of your Shark haircare appliance and hear the latest news about new Shark technology and launches.

What is covered by the free Shark guarantee?

Repair or replacement (at Shark’s option) of your Shark machine, including all parts and labour.

What is not covered by the free Shark guarantee?

- Normal wear and tear.
- Accidental damage or faults caused by negligent use or care, misuse, neglect, careless operation or handling of the Shark appliance which is not in accordance with the Shark Operating Manual supplied with your machine.

THE SHARK GUARANTEE

- Damage caused by use of the Shark appliance for anything other than normal domestic household purposes.
- Damage caused by use of parts not assembled or installed in accordance with the operating instructions.
- Damage caused by use of parts and accessories which are not Shark Genuine Components.
- Faulty installation (except where installed by Shark).
- Repairs or alterations carried out by parties other than Shark or its agents.


How can I claim under the free Shark guarantee?

Contact our customer service helpline on 0800 862 0453. For service hours please visit our website under ‘Contact Us’. It’s free to call, and you’ll be put straight through to a Shark representative. You’ll also find online support at <https://support.sharkclean.co.uk/>. The Shark representative will go through some troubleshooting with you, and if we conclude that the item has failed, we will send you a replacement part or a returns label to send the defective item back to us free of charge. When you have delivered the defective product to us, we will send you a replacement.

Please remember that **the item will need to be boxed when you return it to us**, which can be any suitable box; it does not have to be the original packaging.

Where can I buy genuine Shark spares and accessories?

Shark spares and accessories are developed by the same engineers who developed your Shark haircare appliance. You’ll find a full range of Shark spares, replacement parts and accessories for all Shark machines at www.sharkclean.co.uk. Please remember that damage caused by the use of non-Shark spares may not be covered under your guarantee.

 This marking indicates this product should not be disposed of with other household waste. To prevent possible harm to the environment or human health from uncontrolled waste disposal, recycle it responsibly to promote the sustainable reuse of material sources. To return your used device, please use the return and collection systems or contact the retailer where this product was purchased. They can take this product for environmentally safe recycling.

SharkNinja Europe Limited,
1st/2nd Floor Building 3150,
Thorpe Park, Century Way, Leeds,
England, LS15 8ZB
Telephone: +44 (0)800 862 0453
www.sharkclean.co.uk

SharkNinja Germany GmbH,
Rotfeder-Ring 9,
3rd Floor,
60327 Frankfurt am Main,
Germany

