

iQ700, Built-in oven, 60 x 60 cm, Stainless steel HB672GBS1B



Included accessories

- 2 x combination grid
- 1 x universal pan

Optional accessories

- | | |
|----------|--|
| HZ915003 | Glass roasting dish, 5,4 L |
| HZ638370 | 3 level telescopic rails, full ext, pyro |
| HZ638170 | 1 level telescopic rail, full ext, pyro |
| HZ636000 | Glass pan |
| HZ634000 | Baking and roasting grid (standard) |
| HZ631070 | Baking tray, anthracite enamelled |
| HZ531010 | Baking tray, non-stick ceramic coated |

- ✓ fastPreheat – Heat the oven quickly. coolStart – Eliminate preheating for frozen foods.
- ✓ activeClean® – The automatic, self-cleaning oven system.
- ✓ TFT Display: good readability from any perspective.
- ✓ 4D hotAir – Even heat distribution for excellent results on any level.
- ✓ softMove: gentle opening and closing of the oven door.

Features

Technical Data

- Color / Material Front : Stainless steel
- Construction type : Built-in
- Integrated Cleaning system : Pyrolytic
- Min. required niche size for installation (HxWxD) : 585-595 x 560-568 x 550 mm
- Dimensions : 595 x 594 x 548 mm
- Dimensions of the packed product (HxWxD) : 670 x 680 x 670 mm
- Control Panel Material : Stainless steel
- Door Material : Glass
- Net weight : 37.6 kg
- Usable volume of cavity : 71 l
- Cooking method : , 4D Hotair, Conventional heat, Deep-frozen food special, Full width grill, Hot Air-Eco, Hot air grilling, Pizza setting
- Oven control : electronic
- Number of interior lights : 1
- Length of electrical supply cord : 120.0 cm
- EAN code : 4242003672525
- Number of cavities (2010/30/EC) : 1
- Energy efficiency rating : A+
- Energy consumption per cycle conventional (2010/30/EC) : 0.87 kWh/ cycle
- Energy consumption per cycle forced air convection (2010/30/EC) : 0.69 kWh/cycle
- Energy efficiency index (2010/30/EC) : 81.2 %
- Connection rating : 3600 W
- Fuse protection : 16 A
- Voltage : 220-240 V
- Frequency : 60; 50 Hz
- Plug type : no plug (electrical connection by electrician)
- Included accessories : 2 x combination grid, 1 x universal pan



4 242003 672525

**iQ700, Built-in oven, 60 x 60 cm,
Stainless steel
HB672GBS1B**

Features

Design

- 2.8" TFT Display
- Cavity inner surface: enamel anthracite
- Drop down oven door, softClose, softOpen
-
- 5 shelf positions in oven
- Stainless steel control dial
- Bar handle
- We recommend you to choose complementary products within iQ700, in order to assure an optimal design combination of your Built-In appliances.

Features

- coolStart
- Digital temperature display with proposal
- Actual temperature display Heating-up indicator
- Electronic door lock
- Control panel lock Automatic safety switch off Residual heat indicator Start button Door contact switch
- Electronic oven clock timer
- Interior halogen light, Light on/off when door opened/closed
- Integral cooling fan

Cleaning

- activeClean
- Full glass inner door

Programmes/functions

- Oven with 8 main functions, 8 main functions heating methods: 4D hot air, hotairGentle, conventional top & bottom heating, Conventional heat Gentle, hot air grilling, full width grill, Pizza setting, coolStart
- Fast preheat

Accessories

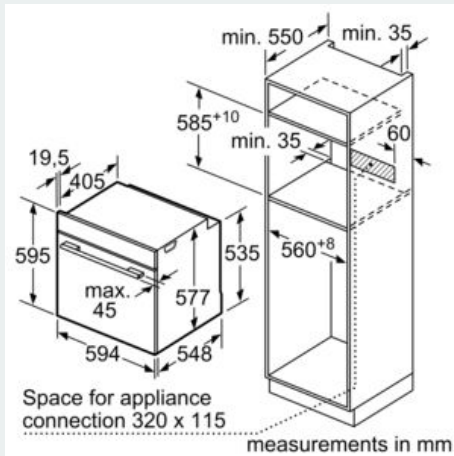
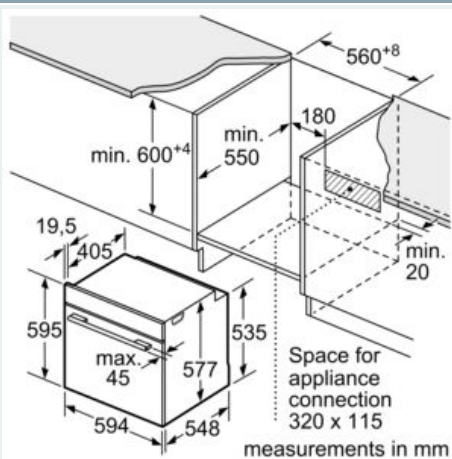
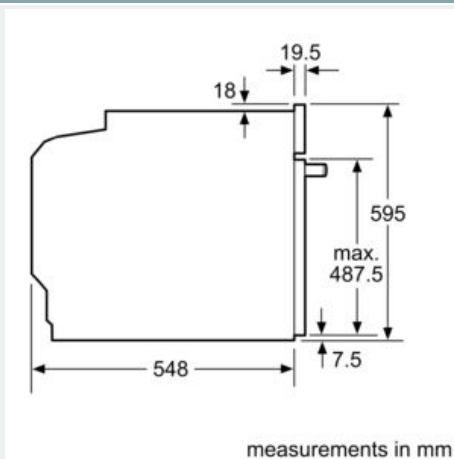
- 1 x universal pan, 2 x combination grid

Technical information

- Energy efficiency rating (acc. EU Nr. 65/2014): A+
- Energy consumption per cycle in conventional mode: 0.87 kWh
- Energy consumption per cycle in fan-forced convection mode: 0.69 kWh
- Number of cavities: Main cavity Heat source: electrical Cavity volume: 71 litres
- Temperature range 30 °C - 275 °C
- Total connected load electric: 3.6 KW
- 120 cm Cable length
- Nominal voltage: 220 - 240 V
- Appliance dimension (h x w x d): 595 mm x 594 mm x 548 mm
- Niche dimension (h x w x d): 585 mm - 595 mm x 560 mm - 568 mm x 550 mm
- Please refer to the dimensions provided in the installation manual

iQ700, Built-in oven, 60 x 60 cm,
Stainless steel
HB672GBS1B

Dimensioned drawings



If the appliance will be installed underneath a hob, the following worktop thicknesses (including substructure if necessary) must be taken into account.

| Hob type | min. worktop thickness | |
|----------------------------|------------------------|-------|
| | fitted | flush |
| Induction hob | 37 mm | 38 mm |
| Full surface Induction hob | 47 mm | 48 mm |
| Gas hob | 30 mm | 38 mm |
| Electric hob | 27 mm | 30 mm |