




Specification sheet		Product Details									
<b>Brand and Model</b>		<b>Stoves</b>									
Brand		<b>Richmond</b>									
Sub-brand		<b>Richmond</b>									
Model		<b>S1000Ei</b>									
<b>Summary</b>											
Product Type		100cm Induction Range Cooker									
Short product description		100cm Electric Induction Range Cooker With A 5 Zone Induction Hob, Conventional Oven & Grill, Multifunction Main Oven, Fanned Second Oven and Dedicated Slow Cook Oven									
<b>Key Product Benefits</b>											
Benefit 1		Quad Ovens™ With 179L Total Cooking Capacity									
Benefit 2		5 Zone Induction Hob With Touch Control									
Benefit 3		Multifunction Main Oven With Equiflow™ Technology and 11 Settings Including Pizza and Bread Proving									
Benefit 4		Maxi-Grill™ With Telescopic Sliders									
Benefit 5		Dedicated Slow Cook Oven									
Benefit 6		Pro-Trac™ Double-Extension Telescopic Sliders									
Benefit 7		Maxi Clock™ - LED Touch Control Programmer									
Benefit 8		Child Lock Safety Feature For Hob Controls									
Benefit 9		Full Width Grill Pan With Handle Included									
Benefit 10		A Rated Ovens									
Product Type		Range Cooker									
Integrated or freestanding		Freestanding									
Fuel		Electric									
Number of ovens		4									
Warranty period		5 Year Parts & 1 Year Labour									
International market											
<b>Hob layout</b>											
(diagram to be assigned)		<table border="1" style="text-align: center; width: 50px; height: 50px;"> <tr> <td>2</td> <td></td> <td>5</td> </tr> <tr> <td></td> <td>3</td> <td></td> </tr> <tr> <td>1</td> <td></td> <td>4</td> </tr> </table>	2		5		3		1		4
2		5									
	3										
1		4									
<b>Cavity layout</b>											
(diagram to be assigned)		<table border="1" style="text-align: center; width: 50px; height: 50px;"> <tr> <td>1</td> <td>3</td> </tr> <tr> <td>2</td> <td>4</td> </tr> </table>	1	3	2	4					
1	3										
2	4										
<b>Hob</b>											
<b>Hob summary</b>		5 Induction Zones									
No of burners/elements		5									
Hotplate type		Framed Glass									
Controls position		Hotplate									
<b>Gas hob</b>											
Burner 1 (kW)											
Burner 2 (kW)											
Burner 3 (kW)											
Burner 4 (kW)											
Burner 5 (kW)											
Burner 6 (kW)											
Burner 7 (kW)											
Burner 8 (kW)											
Enamel pan supports											
Cast iron pan supports											
Enamel burner caps											
Matte burner caps											
Flat burner caps											
Profiled burner caps											
Enamel Clamp plates											
Matte clamp plates											
Push button ignition (battery)											
Push button ignition (mains)											
Automatic ignition											
Thermocouples (Flame safety device)											
Glass lid with auto shut off											
Lid / Type											
Lid Handle / Front Trim											
Lid auto shut off											
Lid soft close											
<b>Electric hob</b>											
Element 1 (kW)		Medium Induction 1.6 - 3.0									
Element 2 (kW)		Medium Induction 1.6 - 3.0									
Element 3 (kW)		Large Induction 2.3 - 3.7									
Element 4 (kW)		Small Induction 1.15 - 2.2									
Element 5 (kW)		Medium Induction 1.4 - 3.0									
Element 6 (kW)											
Element 7 (kW)											
Central on/off key		Yes									
Hot hob light											
Individual residual Heat Indicators		Yes									
Control type (rotary or touch)		Touch (hotplate)									
Digital power display		Yes									
Power levels		10 (inc. boost)									
Keep warm function		Yes									
Pan detection		Yes									
Pan overheat detection		Yes									
Child lock		Yes									
Boost function		Yes									

	Presets	3 (melt/sauce, keep warm, rapid simmer)
	Auto heat up	Yes
	Auto stand by	Yes
	Minute minder	Yes
	Timer Function	Yes
	Bridge Function / Griddle Zone	
	Easy clean ceramic glass surface	Yes
<b>Cavity 1</b>		
	Position	Top left
	Main/second/third/fourth oven	Third
	Function	Conventional oven and grill
	Fuel	Electric
	No. of functions	3
	Programmable oven	
	<b>Gas oven/grill</b>	
	Fixed rate gas grill	
	Variable rate gas grill	
	Conventional gas oven	
	Automatic ignition	
	Flame safety device	
	<b>Electric oven/grill</b>	
	Fixed rate electric grill	
	Fixed rate dual circuit electric grill	
	Variable rate electric grill	
	Variable rate dual circuit electric grill	Yes
	Conventional electric oven	Yes
	Fanned electric oven	
	Defrost	
	Intensive bake (top, bottom & fan)	
	Top heat only	Yes
	Base heat only	
	Base heat with fan	
	Grill with fan	
	Light only	
	Slow cook	
	Pizza function	
	Keep warm/plate warm function	
	Bread proving	
	Pie setting	
	Meat probe	
	Rapid heat	
	Pyrolytic function	
	Pre-set oven setting	
	Energy rating	A
	<b>Cavity features</b>	
	Actual capacity (litres)	37
	Usable capacity (litres)	31
	Usable Cavity dimensions (HxWxD mm)	180 x 420 x 430
	Power (kW)	Oven (1.4) Grill (2.7)
	Energy consumption (Kwh)	0.59 (Conventional)
	No of shelves	0
	No of shelf positions	2
	Telescopic shelves - Fixed	0
	Telescopic shelves - Removable/adjustable	Double extending, removable
	No of telescopic fixing positions	2
	Usable area of shelves (WxD mm)	407mm x 357mm
	Oven light / Type	
	Interior finish / colour	Easy clean enamel / Black
	<b>Door</b>	
	Door type	Metal
	Door opening	Drop-down
	Hinge type	
	Arrest position	
	Viewing window	
	Door glazing number(inc. outer if applicable)	
	Door colour	Description colour
	Handle style / Colour	Metal, chrome
	Door outer glass	
	Inner glass	
	Cladding type	
	Cladding style / Colour	
	Door features	
	Screened branding	
	Badge brand	Stoves
<b>Cavity 2</b>		
	Position	Bottom left
	Main/second/third/fourth oven	Main
	Function	Multifunction Oven
	Fuel	Electric
	No. of functions	13
	Programmable oven	Yes
	<b>Gas oven/grill</b>	
	Fixed rate gas grill	
	Variable rate gas grill	
	Conventional gas oven	
	Automatic Ignition	
	Flame safety device	
	<b>Electric oven/grill</b>	
	Fixed rate electric grill	
	Fixed rate dual circuit electric grill	
	Variable rate electric grill	Yes
	Variable rate dual circuit electric grill	
	Conventional electric oven	Yes
	Fanned electric oven	Yes
	Defrost	Yes
	Intensive bake (top, bottom & fan)	Yes
	Top heat only	Yes
	Base heat only	Yes
	Base heat with fan	Yes
	Grill with fan	Yes

	Light only	
	Slow cook	Yes
	Pizza function	Yes
	Keep warm/plate warm function	Yes
	Bread proving	Yes
	Pie setting	
	Meat probe	
	Rapid heat	
	Pyrolytic function	
	Pre-set oven setting	
	Energy rating	A
	<b>Cavity features</b>	
	Actual capacity (litres)	64
	Usable capacity (litres)	54
	Usable Cavity dimensions (HxWxD mm)	325 x 420 x 395
	Power (kW)	Oven (2.0) Grill (1.7)
	Energy consumption (Kwh)	0.73Kwh (Forced Air), 0.76Kwh (Conventional)
	No of shelves	2
	No of shelf positions	6
	Telescopic shelves - Fixed	
	Telescopic shelves - Removable/adjustable	Double extending, removable
	No of telescopic fixing positions	4
	Usable area of shelves (WxD mm)	407mm x 357mm
	Oven light / Type	Yes, halogen
	Interior finish / colour	Easy clean enamel / Black
	<b>Door</b>	
	Door type	Metal
	Door opening	Side opening
	Hinge type	
	Arrest position	
	Viewing window	Yes
	Door glazing number(inc. outer if applicable)	2
	Door colour	Description colour
	Handle style / Colour	Metal, chrome
	Door outer glass	Yes x 1
	Inner glass	Yes x 1
	Cladding type	
	Cladding style / Colour	
	Door features	
	Screened branding	
	Badge brand	
<b>Cavity 3</b>		
	Position	Top right
	Main/second/third/fourth oven	Second
	Function	Fanned Oven
	Fuel	Electric
	No. of functions	4
	Programmable oven	
	<b>Gas oven/grill</b>	
	Fixed rate gas grill	
	Variable rate gas grill	
	Conventional gas oven	
	Automatic ignition	
	Flame safety device	
	<b>Electric oven/grill</b>	
	Fixed rate electric grill	
	Fixed rate dual circuit electric grill	
	Variable rate electric grill	
	Variable rate dual circuit electric grill	
	Conventional electric oven	
	Fanned electric oven	Yes
	Defrost	
	Intensive bake (top, bottom & fan)	
	Top heat only	
	Base heat only	
	Base heat with fan	
	Grill with fan	
	Light only	
	Slow cook	Yes
	Pizza function	
	Keep warm/plate warm function	Yes
	Bread proving	Yes
	Pie setting	
	Meat probe	
	Rapid heat	
	Pyrolytic function	
	Pre-set oven setting	
	Energy rating	A
	<b>Cavity features</b>	
	Actual capacity (litres)	64
	Usable capacity (litres)	57
	Usable Cavity dimensions (HxWxD mm)	350 x 420 x 395
	Power (kW)	2
	Energy consumption (Kwh)	0.67 (Forced Air)
	No of shelves	2
	No of shelf positions	6
	Telescopic shelves - Fixed	
	Telescopic shelves - Removable/adjustable	
	No of telescopic fixing positions	4
	Usable area of shelves (WxD mm)	407mm x 357mm
	Oven light / Type	Yes, halogen
	Interior finish / colour	Easy clean enamel / Black
	<b>Door</b>	
	Door type	Metal
	Door opening	Side opening
	Hinge type	
	Arrest position	
	Viewing window	Yes
	Door glazing number(inc. outer if applicable)	2
	Door colour	Description colour
	Handle style / Colour	Metal, chrome
	Door outer glass	Yes
	Inner glass	Yes

	Cladding type	
	Cladding style / Colour	
	Door features	
	Screened branding	
	Badge brand	
<b>Cavity 4</b>	1	3
	2	4
	Position	Bottom right
	Main/second/third/fourth oven	Fourth
	Function	Slow cook
	Fuel	Electric
	No. of functions	1
	Programmable oven	
<b>Gas oven/grill</b>		
	Fixed rate gas grill	
	Variable rate gas grill	
	Conventional gas oven	
	Automatic ignition	
	Flame safety device	
<b>Electric oven/grill</b>		
	Fixed rate electric grill	
	Fixed rate dual circuit electric grill	
	Variable rate electric grill	
	Variable rate dual circuit electric grill	
	Conventional electric oven	
	Fanned electric oven	
	Defrost	
	Intensive bake (top, bottom & fan)	
	Top heat only	
	Base heat only	
	Base heat with fan	
	Grill with fan	
	Light only	
	Slow cook	Yes
	Pizza function	
	Keep warm/plate warm function	
	Bread proving	
	Pie setting	
	Meat probe	
	Rapid heat	
	Pyrolytic function	
	Pre-set oven setting	
	Energy rating	
<b>Cavity features</b>		
	Actual capacity (litres)	37
	Usable capacity (litres)	37
	Cavity dimensions (HxWxD mm)	200 x 420 x 430
	Power (kW)	0.16
	Energy consumption (Kwh)	
	No of shelves	
	No of shelf positions	
	Telescopic shelves - Fixed	
	Telescopic shelves - Removable/adjustable	
	No of telescopic fixing positions	
	Usable area of shelves (WxD mm)	
	Oven light / Type	
	Interior finish / colour	Easy clean enamel / Black
<b>Door</b>		
	Door type	Metal
	Door opening	Drop-down
	Hinge type	
	Arrest position	
	Viewing window	
	Door glazing number(inc. outer if applicable)	
	Door colour	Description colour
	Handle style / Colour	Metal, chrome
	Door outer glass	
	Inner glass	
	Cladding type	
	Cladding style / Colour	
	Door features	
	Screened branding	
	Badge brand	
<b>Fascia</b>		
<b>Fascia features</b>		
	Number of knobs	6
	Style of knob - colour & type	Black plastic body, chrome plastic cap
	Bezel - colour & type	Chrome plastic
	Oven/Grill markings location (knob, bezel, fascia)	Black print, on bezel
	Fascia material	Metal one piece pressing
	Fascia colour	Black gloss
	Cladding type	
	Cladding style/colour	
	Fascia cooling system	Yes
	Screened Branding or Model Name	Richmond
	Badge / Brand	
<b>Timer</b>		
	Mechanical timer (pinger)	
	Analogue clock/programmer	
	LED clock/minute minder - cavity, size and colour	
	LED clock/programmer - cavity, size and colour	
	LED clock/programmer cook to off - cavity, size and colour	
	Touch control clock/programmer - cavity, size and colour	Cavity 2, large, white
	Touch control clock/programmer 'Cook To Off' - cavity, size and colour	
	Connectivity / Bluetooth	
	Electronic clock / programmer	
	Special aesthetic appearance (eg Sterling)	
<b>Features</b>		
	Warming drawer/cavity	
	Integrated splashback	
	Rotisserie	
	ProFlex	
	Roll-out grill	

	Adjustable feet	Yes
	Retractable control knobs	
	Rear wheels	Yes
<b>Accessories (included)</b>		
	Removable cast griddle plate	
	Wok cradle	
	Grillpan/trivet	
	Grillpan handle - metal	
	Roasting tin	
	Full width oven/grill pan - shallow	
	Full width oven/grill pan - deep	Yes, 1
	Full width oven/grill pan - reversible trivet	Yes, 1
	Oven/grill pan handle	Yes, 1
	Cast iron pot	
	Grill rack	
	Turntable	
	Browning plate	
	Steam & Infuse	
	LPG Conversion kit (available separately)	
<b>Removable Parts (for cleaning)</b>		
	Hob burners	
	Pan supports	
	Inner door glass	
	Shelves	Yes
	Telescopic shelves - Fixed	
	Telescopic shelves - Removable/adjustable	Yes
	Shelf guides	Yes
	Grill rack	
	Turntable	
	Browning plate	
<b>Installation</b>		
	Gas type	
	Gas inlet type	
	Gas inlet position	
	LPG convertible	
	Hard wired	Yes
	Lead length	
	Terminal block position (looking at the front)	Rear left
	Electrical connection	Yes
	Supply voltage	240V
	Supply frequency	
	Phase (single or 3)	Single/3 Phase
	Maximum rating	
	Total electrical power load (kW)	15.53kw
	Total gas power load (kW)	
	Fuse size (A)	32
	Fitted 3 pin plug	
<b>Literature</b>		
<b>Handbook</b>		
	Full handbook / brand - in pack	Yes
	Full handbook / brand - online	
	Quick start guide & installation instruction	
	Languages	DE, FR, PL, NL, SE
<b>Warranty</b>		
	Warranty card / brand	Yes - Stoves
	D&G Guarantee label / brand	Yes - Stoves
<b>Labels</b>		
	Made In Britain Label	
	OEM Warranty Label	
	Register My Appliance Label	
	Wiring Diagram Label (dependant on country of destination)	
	Any specific labelling requirements	
<b>Dimensions</b>		
<b>Packed</b>		
	Height (mm)	1045
	Width (mm)	1130
	Depth (mm)	740
	Weight (kg)	95.8
<b>Product</b>		
	Height (mm)	900-930
	Width (mm)	996
	Depth (mm)	600
	Weight (kg)	88.8
<b>Product Supply Information</b>		
	Country of origin	UK
	Palette quantity	2
	Layer quantity	1
	No. layers	1
<b>Other requirements</b>		
	Countries of destination	UK/EU
	Conversion kit (supplied)	No
	Web Handbooks	No
	Inlet Adaptor	No
	Matching BI Hob new requirement	
<b>Finishes &amp; codes</b>		
<b>Colour 1</b>		<b>Black</b>
	SKU code	44444460
	EAN code	5052263044609
	AS400/Aurora model description	ST RICH S1000Ei BK
	Exclusive	
<b>Colour 2</b>		<b>Cream</b>
	SKU code	44444461
	EAN code	5052263044616
	AS400/Aurora model description	ST RICH S1000Ei CC
	Exclusive	
<b>Colour 3</b>		<b>Anthracite</b>
	SKU code	444410255
	EAN code	5052263102552
	AS400/Aurora model description	ST RICH S1000Ei Ant
	Exclusive	
<b>Colour 4</b>		
<b>COMMENTS</b>		