



# ENERGY

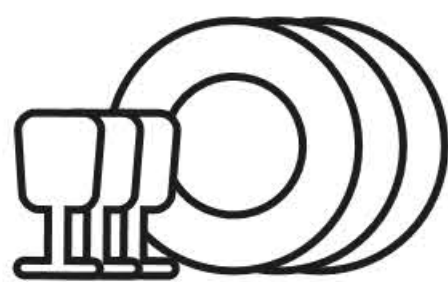


**TOSHIBA**


DW-06T2(W)-GB




**61** kWh / 



**6** x



**6.5** L



**3:50**



**47** dB

AB**C**D